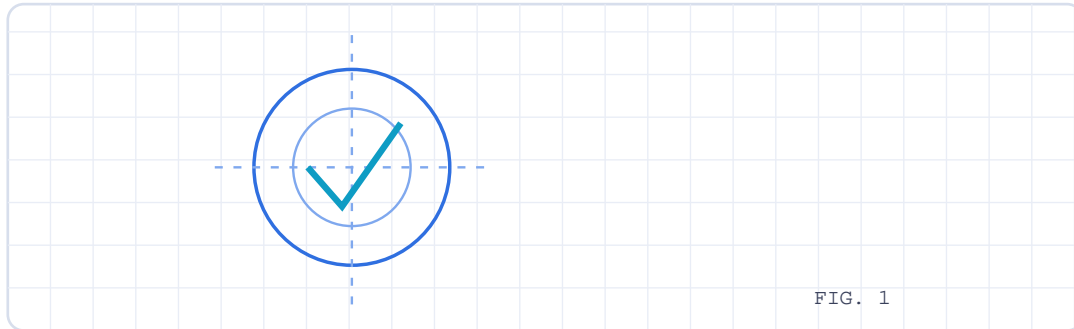


Invention Disclosure Template

Use this free invention disclosure template to organize your idea before you speak with a licensed patent attorney or registered patent agent. It helps you share a short, non-confidential summary first.



What this template is for

An invention disclosure is a written summary of an invention. It helps a patent professional understand what you made, how it works, and what makes it different.

A patent is a government-granted right that can stop others from making, using, selling, or importing an invention for a limited time, if the legal requirements are met. This page is for general education only. FiledClaim is not a law firm and does not give legal advice.

Use this template to prepare for a first call. Do not include secret formulas, source code, or other confidential details in the first message. A short, non-confidential description is enough to start.

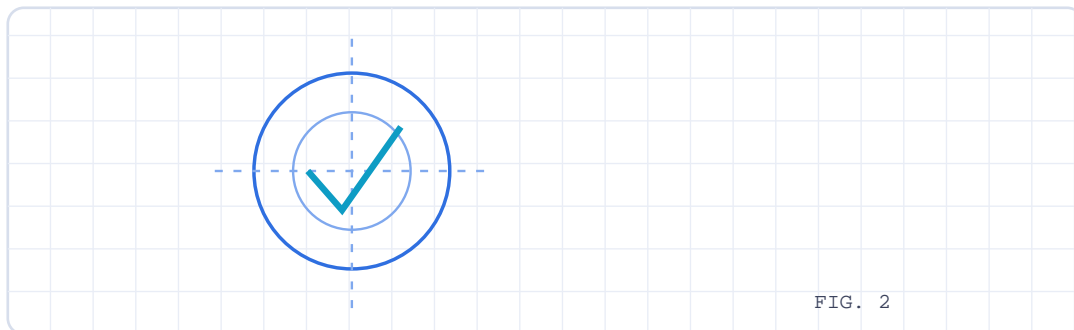
How to use the template

Fill in only the basic facts you are comfortable sharing. Keep your first version simple. You can add more detail later when you speak with a licensed patent attorney or registered patent agent.

If you do not know an answer, write “not sure.” That is okay. Patent work often starts with incomplete information and gets refined over time.

You can also use this page with our how it works information and then get matched with a licensed patent or IP professional.

- Use plain words, not technical jargon.
- Include dates, names, and photos only if they are already public and safe to share.
- Do not submit your social security number, ITIN, bank details, or immigration status.



What to include

Start with the name of the invention and a short summary. Then explain the problem it solves and how it is different from what is already known. “What is already known” means prior art, which is any public information that may be relevant to whether an invention is new.

If you know it, include the date you first wrote it down, built it, showed it to someone, or made a public post. That timing can matter because priority date means the date used to measure certain patent rights and deadlines. A patent professional can explain how the timing rules apply to your case.

If you have drawings, sketches, screenshots, or photos, note that you have them. You do not need to upload confidential design details to get started.

- Title of the invention
- Short summary in 2-4 sentences
- Problem it solves
- Main parts or steps
- What makes it different
- Any drawings or photos you already have

Template you can copy

Invention title:

One-sentence summary:

What problem does it solve?

How does it work?

What are the main parts or steps?

What is new or different compared with other products or methods you know?

When did you first build, write down, test, or show it?

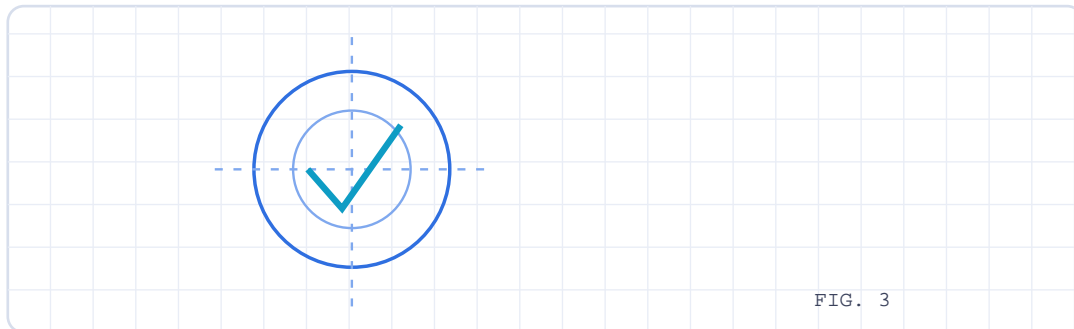
Has it been sold, posted online, displayed, or discussed publicly?

Do you have drawings, photos, or notes?

Who invented it with you, if anyone?

What kind of help do you want: patent, trademark, or copyright?

- Patent protects an invention.
- Trademark protects a brand name, logo, or slogan. A trademark is a source identifier, not the invention itself.
- Copyright protects original creative expression, like text, art, photos, music, software code, or video.



Before you share it with anyone

Be careful with public disclosure. Public disclosure means showing, selling, posting, or otherwise making an invention available to the public. In some situations, that can affect patent options and deadlines.

A provisional application is a lower-cost, temporary patent filing that can help establish an early filing date. A non-provisional application is the formal patent application that is examined by the USPTO, which stands for the United States Patent and Trademark Office.

We can help you find a licensed professional who can explain which path may fit your situation. Fees for participating professionals are separate from FiledClaim. FiledClaim is free for people using the site, and participating professionals pay a flat marketing fee.

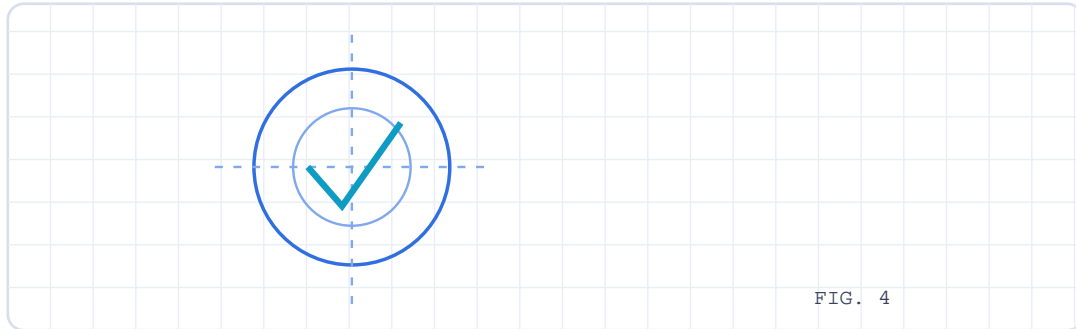
- Read [USPTO.gov](https://www.uspto.gov) for official patent information.
- Read [Copyright.gov](https://www.copyright.gov) for copyright information.
- If your issue is a brand name or logo, ask about trademark options.

Need help after you draft it

Once you have a short summary, you can share it with a licensed patent attorney, registered patent agent, or trademark attorney. They can review the facts, explain the process, and discuss next steps based on your situation.

No one can honestly promise that a patent will be granted or that a trademark will register. Be cautious of anyone who guarantees a result. Each case depends on the facts, the law, and the official review.

If you want help finding a professional, start here: [get matched](#). If you want to browse more tools first, visit [tools](#).

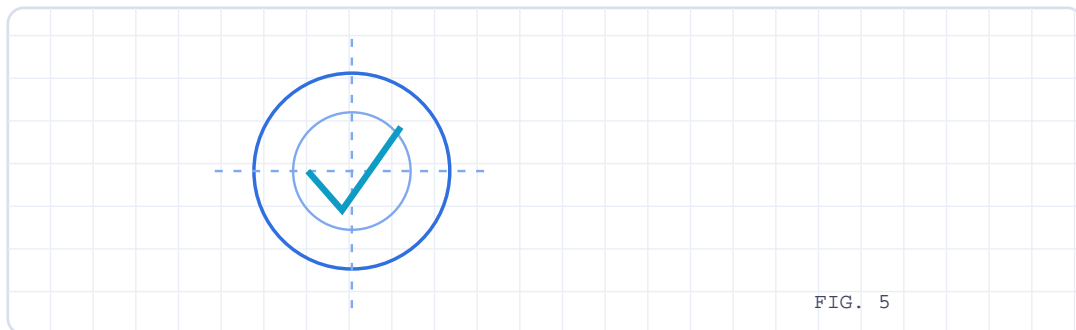


Template tips for new users

Write short sentences. Use the same name for your invention each time. If you have a non-native English background, that is fine. Simple language is often better than long legal words.

A claim is a patent application sentence that defines the legal boundaries of the invention. You do not need to write claims yourself unless a licensed patent professional asks you to help with technical input. The professional can turn your notes into the proper format.

If you are unsure whether your idea is a patent, trademark, or copyright matter, ask for general guidance first. A short, honest description is enough to begin.



IN PLAIN ENGLISH

This page helps you write a simple, non-confidential summary of your invention so you can talk with a licensed patent professional.

FiledClaim is a free matching service, not a law firm, a patent attorney, or a registered patent agent, and does not give legal advice or guarantee any patent or trademark outcome. This document is general, educational information. Confirm any professional's license or USPTO registration, scope, and flat fee in writing before any work begins. Official sources: [USPTO.gov](https://www.uspto.gov) and [Copyright.gov](https://www.copyright.gov). Get matched, free, at filedclaim.com.